

How to use our class website

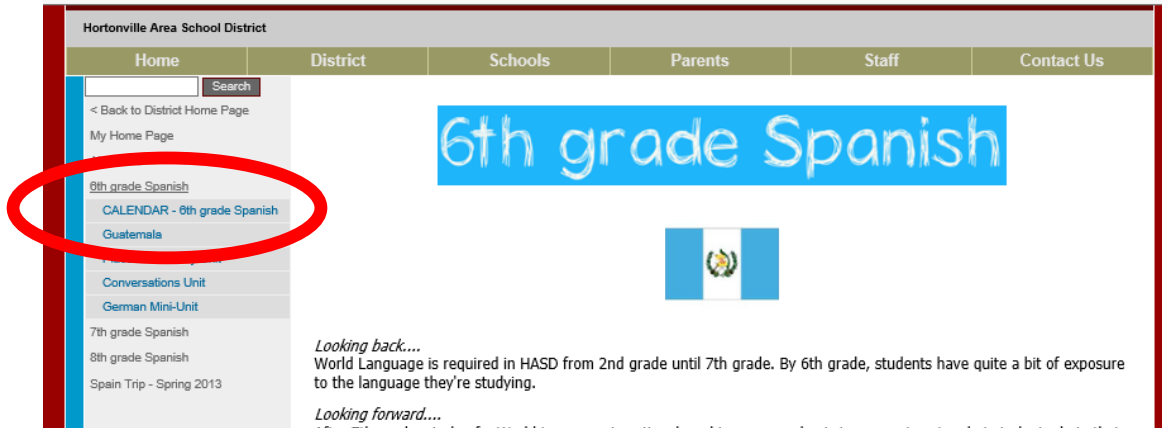
Our Spanish class website will be a very useful resource for you.



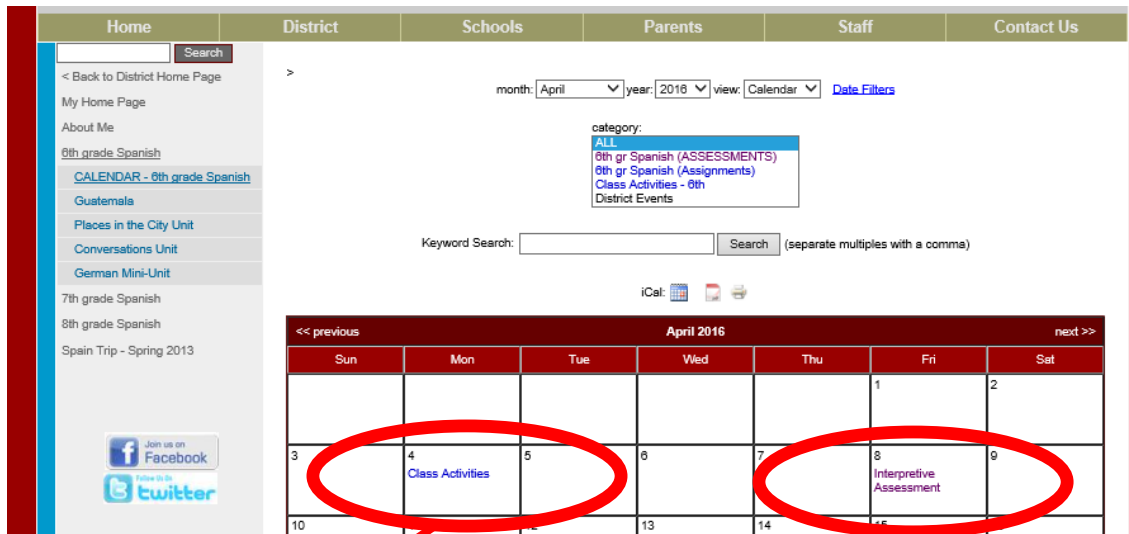
In the left column menu of our class website you can:

- find our class **calendar**

This is an excellent way to find out what happened in class when you are absent!



- When CALENDAR is clicked, **class activities** for the week can be found on each **Monday**.

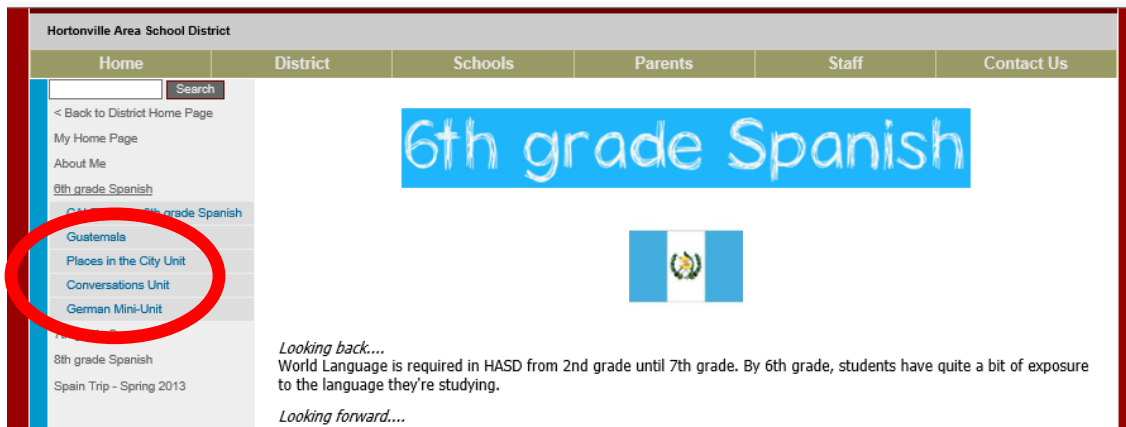


Clicking on the **"Class Activities"** link will show the week's lesson plans. Students can see what was discussed in class each day and whether there was an assignment given.

The calendar also shows **upcoming assessments**. Clicking on an assessment link outlines what the assessment covers and WB pages that will be helpful for preparation.

In the left column menu of our class website you can also:

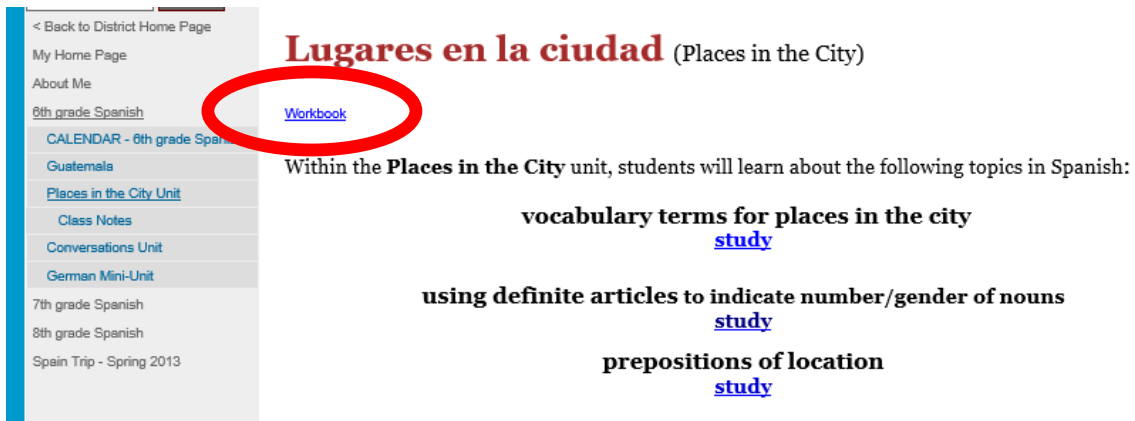
- see the **units** we will study in Spanish



- Clicking on a **unit title** in the left column menu will bring you to the **unit main page**.

The unit main page includes several useful tools:

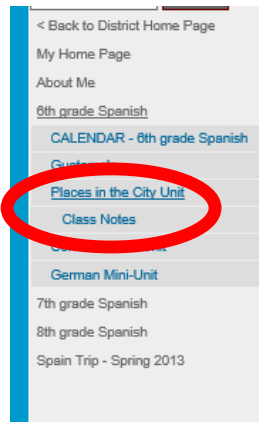
1. In the upper left hand corner of each unit main page is a link to our **workbook**.



This is helpful if you forget your workbook at school and need to access **materials** at home. Additionally, if you lose your Spanish workbook you will need to print yourself a new copy from the website.

2. Anything in **blue** on the unit main page is a link to an **additional resource** to help you extend your learning beyond class time. (Quizlet, songs, videos, websites, etc.)

- Clicking on a **unit title** in the left column menu will also open a link to **class notes**:



Lugares en la ciudad (Places in the City)

[Workbook](#)

Within the **Places in the City** unit, students will learn about the following topics in Spanish:

vocabulary terms for places in the city

[study](#)

using definite articles to indicate number/gender of nouns

[study](#)

prepositions of location

[study](#)

If you miss all or part of a class, you should:

1. check the calendar to see what was covered.
2. click on the current unit title, then class notes.
3. find the topic covered in class, open the link.



4. study the information and copy notes into your workbook.